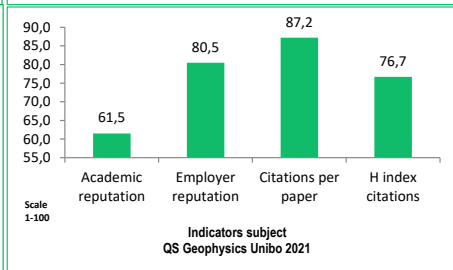

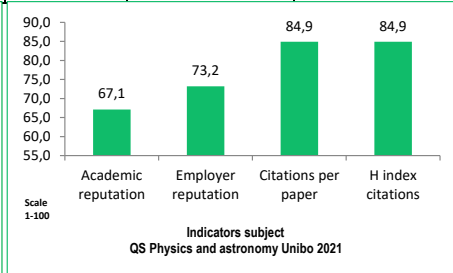



DIFA in QS Ranking By Subject 2021					
Year	QS subjects	Unibo	Unibo in Italy	Best in Italy	Best in Europe
2021	Physics and astronomy	96 (top 601)	4	41 Roma La Sapienza	Cambridge
2021	Geophysics	101-150 (top 200)	1	101-150 UNIBO=Unipd	ETH Zurich
2021	Earth and marine sciences	101-150 (top 200)	1	101-150 UNIBO=Unipd	ETH Zurich
2021	Environmental sciences	101-150 (top 451)	2=Unipd	95 Polimi	Oxford
2021	Biological sciences	142= (top 622)	3	135 Unipd	Cambridge
2021	Materials science	151-200 (top 399)	3=Roma La Sapienza	75 Polimi	Cambridge



In the subject **Physics and astronomy**, Unibo is fourth in Italy, and ranks 96th in the world top 601.  
In the new subject **Geophysics**, Bologna enters in the top 101-150 in the world, Unibo is the best in Italy with Padua.

Estimate of the contribution of the DIFA department to the standing of the university in the QS subject						
	DIFA	BIGEA	FABIT	CHIM	CHIMIND	Other departments
<b>Physics and astronomy</b>	<b>Prevalent</b>					
Number of researcher in the Scientific Disciplinary Sector (SSD) (FIS/01,02,03,04,05,07,08, MAT/07)	92%	0%	1%	0%	0%	7%
	101					
<b>Geophysics</b>	<b>Prevalent</b>					
Number of researcher in the Scientific Disciplinary Sector (SSD) (GEO/10)	100%	0%	0%	0%	0%	0%
	10					
<b>Earth and marine sciences</b>	<b>Significant</b>					
Number of researcher in the Scientific Disciplinary Sector (SSD) (FIS/06, GEO/12)	21%	72%	0%	0%	0%	7%
	8					
<b>Environmental sciences</b>	<b>Significant</b>					
Number of researcher in the Scientific Disciplinary Sector (SSD) (FIS/06,07, GEO/12)	20%	59%	1%	5%	4%	11%
	19					
<b>Biological sciences</b>	<b>Minor</b>					
Number of researcher in the Scientific Disciplinary Sector (SSD) (FIS/07)	2%	15%	25%	0%	0%	58%
	11					
<b>Materials Sciences</b>	<b>Minor</b>					
Number of researcher in the Scientific Disciplinary Sector (SSD) (FIS/03)	3%	2%	3%	44%	36%	12%
	8					

**PROCEDURE ADOPTED BY THE EXECUTIVE COMMITTEE FOR QUALITY ASSURANCE TO ESTIMATE THE CONTRIBUTION OF EACH DEPARTEMENT**

- Analysis of the population of each department (31 December 2020) and of the SSDs of each researcher (professors and researchers on permanent and fixed-term contracts);
- identification by the Executive Committee for quality assurance of the SSDs that characterise each subject (on a scale from 0 to 10);
- identification of each department's level of contribution to each subject according to this scheme ::

**PREVALENT** accounts for at least 50% of the scores related to the university's research staff belonging to the SSDs associated with the subject;  
**SIGNIFICANT BUT NOT PREVALENT** accounts for at least 20% of the scores related to the university's research staff belonging to the SSDs associated with the subject;  
**MINOR BUT PERTINENT** accounts for less than 20% of the scores related to the university's research staff belonging to the SSDs associated with the subject.  
 No mention is given to subjects unrelated to at least 4 research staff. And, the subjects in which the university has not been.